

Literacy Activity sheet

Supporting your child in Prep to Year 2


Here are some simple yet effective activities you can do with your child to help them apply the literacy skills they learn at school.



Make a scrap book

– this could be about a holiday or special event and have your child write captions for the photos and pictures.

Play word games and do crosswords to help develop spelling and vocabulary.




Have your child **collect and sort the mail** – who are the letters for and who are they from?



Create a collage using junk mail, old magazines or your child's drawings with a particular focus – this could include pictures of things beginning with an 's' sound or all pictures showing a particular colour.


Make your kitchen a 'cooking' zone and a 'reading' zone – use fridge magnets to make new words and short sentences, have your child write the weekly shopping list and read names on packages.






Literacy Factsheet

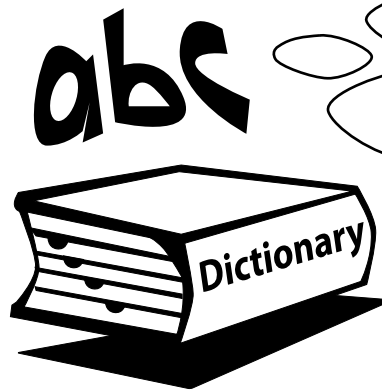
Supporting your child in Prep to Year 2




Make the **writing of letters, notes, cards or emails** a daily family activity – you can write notes to your child and encourage them to write notes back to you.



Read with and to your child everyday.



Keep a dictionary in an easily accessible place – show your child how it can be used for a variety of purposes and accessed while word processing on a computer.



Keep blank paper and pencils handy at home for **writing activities**.

For more information about how you can help your child with literacy visit www.education.qld.gov.au/parents/map or contact your child's teacher or school.